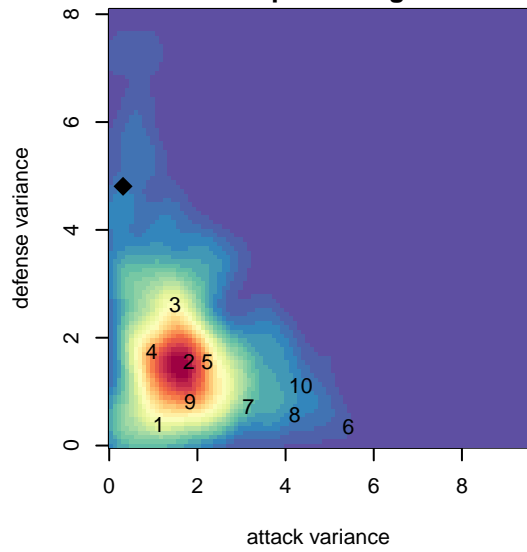
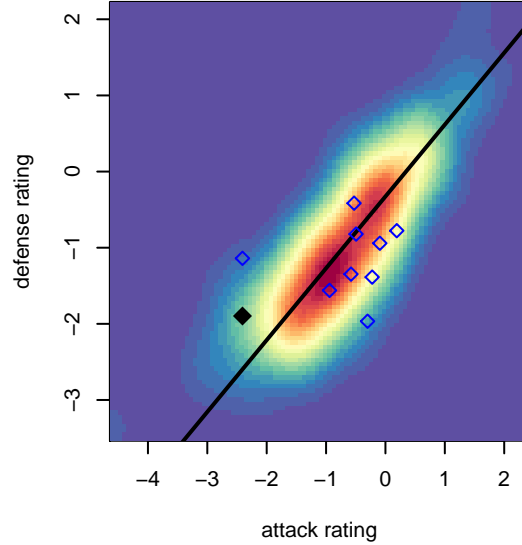


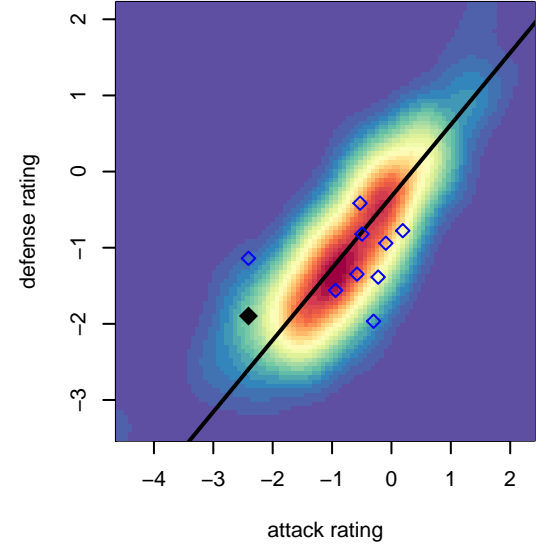
**attack and defense variance (black dot)
relative to other teams
and top 10 in region**



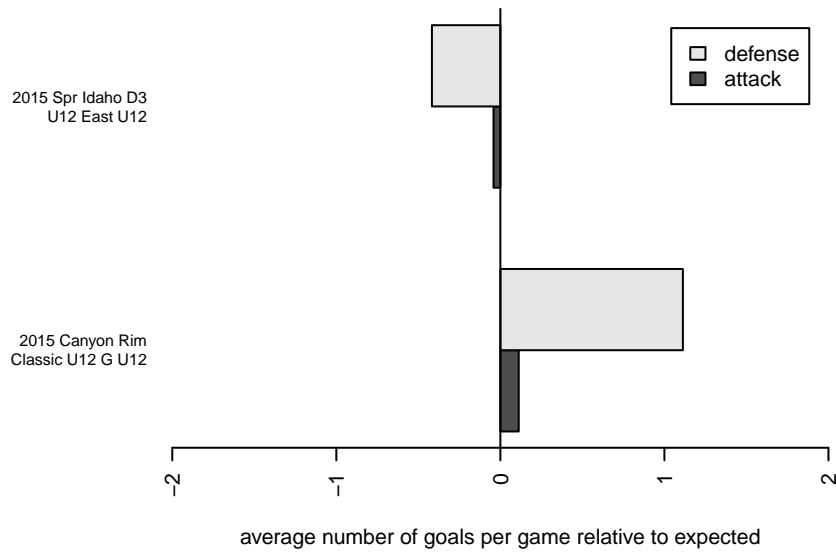
**attack and defense rating
relative to others at age
and all opponents in last 13 months**



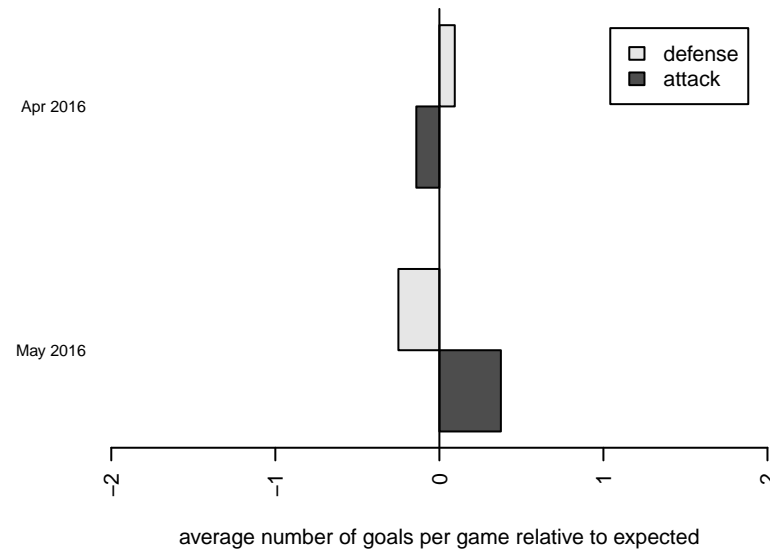
**attack and defense rating
relative to others at age
and all opponents in last 13 months**



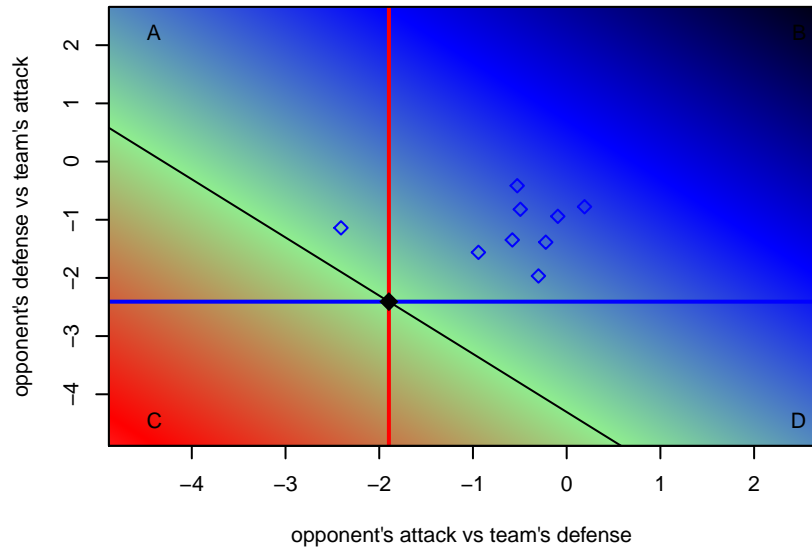
Performance relative to 13 month average



Performance relative to 13 month average



Distribution of opponents
 Red = Lose zone, Blue = Win zone, Green = Even
 Black line separates win/lose zones



lot. A=Neither has attack advantage, B=Opponent has both attack and defense advantage, C=Opponent has both attack and defense disadvantage, D=Both have

date	home		away		venue	pred.home	pred.away
2016-05-07	Sawtooth United FC G03	2	Idaho Crossfire Inferno G03	8	2015 Spr Idaho D3 U12 East U12	0.58	4.82
2016-05-07	Sawtooth United FC G03	0	FC Nova Red AH G03	6	2015 Spr Idaho D3 U12 East U12	0.10	4.23
2016-05-01	Sawtooth United FC G03	0	Twin Falls Rapids Gold G03	4	2015 Canyon Rim Classic U12 G U12	0.19	8.20
2016-04-30	Sawtooth United FC G03	0	Nationals West Tiger Sharks G03	4	2015 Canyon Rim Classic U12 G U12	0.21	3.55
2016-04-30	Sawtooth United FC G03	1	Jackson Hole United YS G03	1	2015 Canyon Rim Classic U12 G U12	0.27	0.59
2016-04-23	Sawtooth United FC G03	0	Weiser Strikers G03	3	2015 Spr Idaho D3 U12 East U12	0.34	3.62
2016-04-23	Sawtooth United FC G03	0	Twin Falls Rapids Gold G03	6	2015 Spr Idaho D3 U12 East U12	0.19	8.20
2016-04-16	Meridian United FC Purple G03	6	Sawtooth United FC G03	0	2015 Spr Idaho D3 U12 East U12	4.79	0.26
2016-04-16	Boise Nationals SC Breakers G03	5	Sawtooth United FC G03	0	2015 Spr Idaho D3 U12 East U12	2.73	0.40
2016-04-09	FC Nova Red AH G03	2	Sawtooth United FC G03	0	2015 Spr Idaho D3 U12 East U12	4.23	0.10
2016-04-09	Idaho Rush Blue G03	5	Sawtooth United FC G03	0	2015 Spr Idaho D3 U12 East U12	5.05	0.35